


Trojan Horse Magazine

October 2020

Volume 3, Issue 1



Welcome to the 2020-2021 school year!

This is sure to be a year like no other. But where we have challenges, we also have opportunities.

We have the opportunity to spend time being creative, to enjoy time with our families, to participate in virtual events, to learn new technology skills, and to learn about new things that may interest us.

What opportunities will you seize this year?

News and Notices

Commotion in Arrowburg

Throwback Costume Challenge!

Spooky Sora Reads

Halloween STEAM

Coping Corner

Pumpkin Hummus Recipe

October Calendar

Painted Rocks by Stella Hren

News and Notices

Sora eBooks and Audiobooks

It's easy to find great reads on Sora! Sign in with your computer login to access thousands of ebooks and audiobooks to read and listen to.

Looking for something that isn't on Sora yet? Let Miss Zdrojewski know in the library, and she'll do her best to get it!

Morning Announcements

Don't miss our school video announcements! You can watch them from home on your remote learning days from our school website.

<https://www.swcsk12.org/Page/1167>

Library+ on Teams

Find the Library+ Team and join it to stay up to date on what's happening with library programming. You can find information about Maker Mondays, Book Battle, Chess Club, the Trojan Horse Magazine, and more!

Click on "Join teams" and enter our code to join! Joining this team does not mean you have to participate in any of these activities, it just means you'll know what's going on.

Join code: 07k9dgq

Tech Troubleshooting

If you have any problems with your technology, contact the SW Tech department at SWCTech@swcsk12.org

Trust – Word of the Month

Our PBIS word of the month is "trust."

Trust is a positive feeling you get when you can rely on someone or something. You can trust your teachers to find fun ways keep our minds and bodies Trojan strong.

It's important to have people in your life that you can trust, and also to be trustworthy for the people around you. For example, your teachers and classmates need to trust that you'll respect at least 6 feet of personal space and wear your mask. We know this will help us all stay safe and keep our families safe. We have to trust each other to do these important things.

ASL Club

The ASL Club meets every other week virtually to learn American Sign Language and practice using it with friends. To join us on Teams, use this join code: whjlpd

You don't need to know any sign language to join and have fun with us!

Be part of the Trojan Horse Magazine!

Email your submissions to mzdrojewski@swcsk12.org

What can you send?

Stories – Poems - Artwork

Crafts – Comics - Recipes

Activities – Jokes - Reviews of books or movies

Photos - Ways to deal with stress

And more!

Send all items to Miss Zdrojewski by
Tuesday, October 27.

Commotion in Arrowburg

Chapter 3 -- Some Explaining to Do

"What were you doing with your own house's things" Professor Howard asked!? Before Hank could answer, Howard yelled, "Tell me!!!" Hank sat up straight, and politely said, "We are moving into a new house, but my wife doesn't know. It was supposed to be a surprise." Howard took out his notebook, a black spiral like the one Detective Jenkins has, and started scribbling what Mr. Dunham was saying. As Hank stopped telling the short story, Professor Howard tapped his pencil on his chin. Howard pulls out a walkie-talkie and speaks into it, "Send Jenkins up to the fingerprint scanner room!"

Jenkins watched Howard take the man outside of the room and they started walking down the hall. Jenkins wanted to follow, but he didn't want to disturb Howard while he was doing whatever he was doing. Jenkins starts whistling a sweet tune. He waited for a couple more minutes and then got up and walked out of Howard's office. He went out the front doors of Headquarters, before he said goodbye to Mrs. Raymond, Professor Howard's secretary, and started heading home, for it was becoming dark outside.

When Jenkins got to his home, he met Barnum who jumped up on him. Barnum had followed Jenkins to the AADHQ and was with Mrs. Raymond. She petted him and Barnum licked her a couple times and then she walked him to Detective Jenkins' house. Jenkins played with him for a little bit and then he got a call from Mrs. Raymond, and she told him to come

back because Howard needed him in the fingerprint scanning room.

When Jenkins got to HQ, we went up the stairs and met up with Professor Howard. Howard told Jenkins who the culprit was. Jenkins was speechless, *why would he take his own houses things!?*, Detective Jenkins thought. Then he shared his thought to Howard. "I asked him that same question, and Hank said that he wanted to surprise his wife. He bought a new house I presume because Hank said he was moving and didn't tell his wife." Jenkins had one eyebrow up in suspicion. Then they turned to Hank for some answers.

They asked Hank some questions, the first question was about why he was dressed up like Vincent Willis. His response was, "I don't know." The detective and professor shared glances. This didn't help, Howard said, "Hank, give us actual answers! Otherwise, we'll be forced to use a lie detector. It is 95 percent accurate... and if you lie it gives you a painful shock of electricity! Now... would you like to rethink that answer?" Hank sat there speechless, Jenkins was scared temporarily because he ran the detector, he's seen how powerful the shock is. The biggest of men would cry on the first shock, so he hoped that Hank Dunham would just tell them. Thus, he sat there, horror in his eyes, he said nothing when Howard asked him again.

Mrs. Raymond loves dogs. She has her own, but it is a special breed and the only breed of dog, except for Barnum, which is a tamed

wolf, Havanese. They typically are 7 to 10 pounds once fully grown. Her dog's name is Tracie, she's black on one side and white on the other. She has a purple collar and chocolate, brown eyes. Mrs. Raymond loves Tracie with all her heart, but her husband isn't very fond of the small puppy. Tracie was only 2 and in the stage of chewing, she would chew Mr. Raymond's slippers, really anything the cute pup could find.

When Detective Jenkins came in, Mrs. Raymond saw that he had Barnum by his side when he came in with a man that was handcuffed. Jenkins knocked loudly on the door, once Barnum saw Mrs. Raymond, he started wagging his tail and walked over. Barnum loved Mrs. Raymond because every time he came into HQ, she would give him a treat. Mrs. Raymond tossed a treat that was

inside of a desk drawer into the air. Barnum jumped up and caught it in his teeth and started gnawing on it. While he did this Raymond was petting Barnum and scratching him behind the ear until Jenkins got him and Jenkins and Barnum went home.

Hi my readers! I am back, and the story continues! If you want to start all over with the book, go to the Southwestern page, hover over our school and click Middle School. Then go to Middle School Library Resource Center and just scroll down and you will find the Trojan Horse Magazines from last year.

-Ethan Lohnes

Author of Commotion in Arrowburg



Stella Hren painted these rocks and the ones in our cover image this summer. Painting character-based rocks is one of her hobbies.

Did you know that rock art has been created by many different cultures all around the world? The oldest surviving rock paintings are at least 35,000 years old.


We tend to think of painted rocks as just cave paintings, but that's because paintings in caves are more protected from the sun and weather than exposed rocks are.

Rock art isn't just ancient. People have been painting on rocks, carving rocks, and creating stacked rock art for thousands of years, and they still do it today!

"Rock Art." Wikipedia, 19 Sept. 2020. Wikipedia, https://en.wikipedia.org/w/index.php?title=Rock_art&oldid=979138922.

Throwback Costume Challenge!

Can you recognize Southwestern Middle
School teachers and staff in these throwback
Halloween photos?



Email your guesses to Miss Zdrojewski!
mzdrojewski@swcsk12.org

Classic Halloween Poetry

Hallowe'en

By Joel Benton

Pixie, kobold, elf, and sprite
All are on their rounds to-night,-
In the wan moon's silver ray
Thrives their helter-skelter play.

Fond of cellar, barn, or stack,
True unto the almanac,
They present to credulous eyes
Strange hobgoblin mysteries.

Cabbage-stomps-straws wet with dew-
Apple-skins, and chestnuts too,
And a mirror for some lass,
Show what wonders come to pass.

Doors they move, and gates they hide,
Mischiefs that on moon-beams ride
Are their deeds, and, by their spells,
Love records its oracles.

Don't we all, of long ago,
By the ruddy fireplace glow,
In the kitchen and the hall,
Those queer, cooflike pranks recall?

Eery shadows were they then-
But to-night they come again;
Were we once more but sixteen,
Precious would be Halloween.

"Hallowe'en" was published in *The Book of Hallowe'en* (Lothrop, Lee & Shepard, 1919). This poem is in the public domain.



Dusk in Autumn

By Sara Teasdale

The moon is like a scimitar,
A little silver scimitar,
A-drifting down the sky.
And near beside it is a star,
A timid twinkling golden star,
That watches like an eye.

And thro' the nursery window-pane
The witches have a fire again,
Just like the ones we make,—
And now I know they're having tea,
I wish they'd give a cup to me,
With witches' currant cake.

This poem is in the public domain.

SORA SPOOKY READS

Mary Downing Hahn's Haunting Tales

by Mary Downing Hahn

This collection includes three different books by the master of horror. There are also several other Mary Downing Hahn horror books available on Sora.

Gris Grimly's Frankenstein

by Mary Shelley

This graphic novel adaptation of the horror classic Frankenstein uses the original 1818 text in a new way you'll love. Read this timeless story of technology, humanity, and monsters.

The Dead Girls of Hysteria Hall

by Katie Alexander

Delia's new house used to be an insane asylum filled with troubled girls. Spirits and secrets fill the house, and Delia must uncover the truth quickly, before it's too late.

Miss Peregrine's Home for Peculiar Children

by Ransom Riggs

A mysterious island. An abandoned orphanage. A strange collection of curious photographs. This spine-tingling fantasy is perfect for anyone looking for an adventure in the shadows.

Ghosts and Haunted Houses

by Jane Bingham

This nonfiction book uses the scientific method to investigate tales of hauntings, ghosts, and other eerie phenomena.

Scary Stories to Tell in the Dark

by Alvin Schwartz

Read the same book that terrified your parents when they were in middle school. This collection has timeless spooky tales that will keep you up at night.

The Dollhouse Murders

by Betty Ren Wright

A terrifying mystery keeps Amy awake at night.

The Graveyard Book

by Neil Gaiman

When a baby's family are all murdered, the residents of the local cemetery, both dead and undead, come together to raise the boy for years. But can they keep him safe when the murderer comes back?

Ghost Boys

by Jewell Parker Rhodes

A young Black boy, shot when his toy gun is mistaken for a real one, learns from the ghosts of other boys who have been unjustly killed. When he communicates with the daughter of the man who shot him, can he help them change?

Ghosts

by Raina Telgemeier

Catrina's family has just moved to a new town on the coast of California, but they quickly learn that the town is home to ghosts. A graphic novel from the creator of Smile and Drama.

Tunnel of Bones

by Victoria Schwab

Cassidy is in Paris with her parents while they film a TV show about the world's most haunted cities. It's fun, but there's ghostly danger in the catacombs under the city. When she accidentally wakes a dangerous spirit, she must use her ghost-hunting and detective skills before the force becomes so strong it will haunt the city forever.

Small Spaces

by Katherine Arden

After Ollie steals a haunted book, she learns about a terrible danger waiting to attack on a school field trip. Can Ollie survive the night and get home safely? Only if she hides in small spaces where monstrous hands can't reach.

The Last Kids on Earth

by Max Brallier

Jack and his friends must fight to survive the monster apocalypse.

HALLOWEEN STEAM

Ghost Cookies

You will need:

- liquid from one can of chickpeas
- 1/2 cup granulated sugar
- 1/2 tsp cream of tartar
(or lemon juice if you don't have cream of tartar)
- baking parchment
- baking sheets and oven
- electric mixer

1. Pour the chickpea liquid into a large mixing bowl. It will look small in there, but the mixture will expand a lot. Add the cream of tartar.
2. Using an electric mixer, beat the liquid until it forms stiff peaks. This will take about 10-12 minutes at least. It will get large, white, and fluffy. You'll know it's done when you stop the mixer and pull it out and the mixture makes little peaks that don't flow down again. It's better to mix a little too long than not long enough.
3. While still mixing with the electric mixer, slowly add the sugar.
4. Preheat the oven to 200 F. Line the baking sheets with parchment.
5. Use a spoon to plop the mixture onto the parchment in small cookie-size plops. They should get peaks at the top like little ghosts.
6. Bake the cookies at 200 F for 1 ½ hours. Turn the oven off, but do not open the door. Leave the cookies in the oven overnight with the oven door closed.
7. Store your cookies in an air-tight container until you're ready to eat them. They'll get sticky and soft if exposed to air.

How does it work? Chickpea liquid, also called Aquafaba (literally "bean water") contains starch, protein, and saponins (plant compounds that make foam). When it is whipped, it creates a foam that traps air and gas in tiny pockets.

Skeleton Robot Hand

Use household materials to create a skeleton robot hand that you can move.

You will need:

- cardboard -- scissors
- paper straws or recycled and washed plastic straws -- twine or yarn
- beads -- hot glue
- plastic rings or pipe cleaners
- ruler -- pen

1. Trace your hand on cardboard and cut.
2. Use a ruler to bend the cardboard at each place where your fingers bend.
3. Cut the straws and glue them to be finger bones. Leave space between each one to allow room to bend.
4. Tie a bead to the top of each piece of yarn. Thread it down through the straw pieces. Repeat for each finger.
5. Make a handle from cardboard. Tie a ring to the end of each string to put your fingers through. Make the hand move!

Follow the complete directions with photos at:
<https://gosciencegirls.com/articulated-hand-movable-fingers-joints-tendons/>



COPING CORNER

When you are feeling stressed, anxious, or depressed, physical exercise can help make you feel better. Research shows that physical activity reduces fatigue and improves your ability to focus and concentrate. Exercise also causes your body to release endorphins (chemicals in the brain that act as natural painkillers) and helps you sleep better at night. Walking and hiking are great exercise, and they give you a chance to enjoy the beauty of nature.

Try finding the items on this fall walk scavenger hunt:

- | | |
|-----------------|-----------------------------|
| -maple leaf | -oak leaf |
| -acorn | -feather |
| -animal tracks | -squirrel |
| -cat | -dog |
| -wildflower | -garden flower |
| -bee or wasp | -butterfly or moth |
| -grasshopper | -flying bird |
| -bird in a tree | -frog, toad, newt, or snake |



Remember, you can email Mrs. Fisher or Mrs. Lindquist at any time if you need help with coping strategies or managing anxiety or emotions.

Pumpkin Hummus

Enjoy this dip with veggie sticks as part of your fall or Halloween celebrations!

You will need:

- 1 can of garbanzo beans (chickpeas)
- 1/2 can of pumpkin puree (about $\frac{3}{4}$ of a cup – make sure it's not pumpkin pie filling; the only ingredient should be pumpkin)
- 1 clove of garlic
- 1 Tbsp tahini (sesame butter) or other nut or seed butter
- 1/2 tsp salt
- 2 tsp lemon juice
- 1/2 tsp cumin (optional)
- 1/4 tsp paprika (optional)




1. Drain the garbanzo beans. (Save the liquid for making ghost cookies!)
2. Put all ingredients in a food processor or blender. Process until smooth. You may need to add a little water if it's too dry or not blending easily.
3. If you don't have a blender or food processor, mash the beans with a fork and use just a little bit of garlic powder instead of the garlic clove, then mix everything together well.
4. Adjust the seasonings to make sure it tastes right to you.
5. Enjoy with cut veggies, crackers, or tortilla chips.

Did you know pumpkin is a great source of vitamin A?

tsp = teaspoon

Tbsp = Tablespoon

THIS MONTH...

Sunday	Monday	Tuesday	Wednesday	Thursday	Friday	Saturday
				1 National Hair Day	2 National Custodian Day	3 Look at the Leaves Day!
4 National Taco Day	5 World Teachers' Day	6 National Noodle Day	7 International Walk to School Day ASL Club	8 World Octopus Day	9 National Family Bowling Day	10 National Cake Decorating Day
11 Teen Read Week!	12 Indigenous Peoples' Day No School!	13 Silly Sayings Day Maker Monday – Spiderwebs	14 national lowercase day	15 Global Handwashing Day	16 National Learn a Word Day	17 National Playing Card Collectors Day
18 National Character Counts Week	19 National Clean Your Virtual Desktop Day School Picture Day	20 International Sloth Day School Picture Day	21 Reptile Awareness Day ASL Club	22 CAPS LOCK DAY	23 National Boston Cream Pie Day	24 Make a Difference Day
25 Red Ribbon Week	26 Howl at the Moon Night Maker Monday – Jack O-Lantern Magnets	27 National Potato Day	28 National Chocolate Day	29 International Internet Day	30 Buy a Donut Day	31 Halloween!

What did one jack-o-lantern say to the other jack-o-lantern on their way to the party?

Let's get "glowing"!



How do you mend a broken jack-o-lantern?

With a pumpkin patch.